

# IDUG *VIRTUAL*

2021 EMEA Db2 Tech Conference

**Are you happy or are  
you still deprecated?**

**Roy Boxwell**

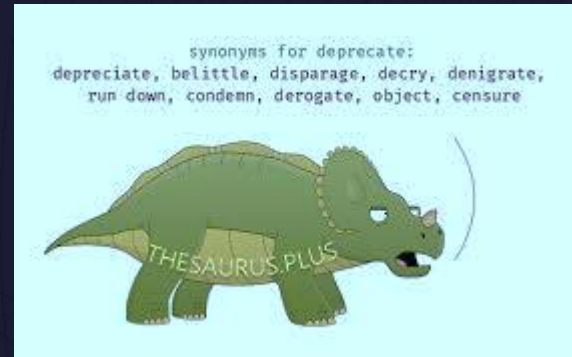
*Software Engineering GmbH*

# Agenda

- What, exactly, does “deprecated” mean?
- Why should I care?
- How do I find them all?
- How do I “fix” them all?
- Questions and Answers

# Agenda

- What, exactly, does “deprecated” mean?
- Why should I care?
- How do I find them all?
- How do I “fix” them all?
- Questions and Answers



# What, exactly, does “deprecated” mean?

## Deprecate:

1. Express disapproval of.

“What I deprecate is persistent indulgence”

2. Another term for depreciate (sense 2).

“He deprecates the value of children’s television”

## Depreciate:

1. Diminish in value over a period of time
2. Disparage or belittle (something)

# What, exactly, does “deprecated” mean?

**So you can see that, in the IBM world, they have actually created a hybrid meaning of deprecate which is another term for depreciate but sense 1.**

**You could argue that this is typical behavior for IBM as they also mangle plurals all the time. My favorite is SYSIBM.SYSINDEXES – Still annoys me after 30 years although INDICES is actually more the Latin plural...**

**Anyway, long story short, deprecated for IBM means an item, object, code etc. that is no longer going to be updated and will, at some unknown point in the future, possibly, just might, disappear.**

# What, exactly, does “deprecated” mean?

**After I held this presentation at the Virtual 2021 NA IDUG Paul McWilliams contacted me with an update that the word was in use well before IBM started using it!**

**In fact it is traceable back to 1984 and Usenet:**

<https://english.stackexchange.com/questions/113759/provenance-of-deprecated-in-the-programming-sense>

**So it is actually not a creation of IBM at all, but they still mangled indexes! 😊**



# Agenda

- What, exactly, does “deprecated” mean?
- Why should I care?
- How do I find them all?
- How do I “fix” them all?
- Questions and Answers



# Why should I care?

**Good question!**

**The problem with all these dead parrots happily nailed to their perches is, right now, at this moment, they are probably not causing any problem.**

**At some point that will, like the parrots starting to smell, change...**

**For example: You use a SYNONYM? They have been deprecated for years but they still work – One day IBM Db2 will remove them and, because no one wants to change a running system, any of your programs that still uses them will stop working... This is sub optimal...**



# Why should I care?

**Another good reason is to make your Db2 catalog “modern”**

- **Do you have any LARGE defined spaces?**
- **Do you have any zero DSSIZE objects?**
- **Do you have any classic index-based partitioning?**
- **Do you have any classic table-based partitioning?**

**All of these things will not \*stop\* your machine but they will cause software, in-house, 3<sup>rd</sup> party vendor, and also IBM to possibly hiccup at uncomfortable moments!  
Normally at 03:00 am on Sunday...**

# Why should I care?



```
CASE TS.DSSIZE
WHEN 0 THEN
  CASE TS.TYPE
  WHEN ' ' THEN
    CASE
    WHEN TS.PARTITIONS > 254 THEN
      CASE WHEN TS.PGSIZE = 4 THEN 4194304
            WHEN TS.PGSIZE = 8 THEN 8388608
            WHEN TS.PGSIZE = 16 THEN 16777216
            WHEN TS.PGSIZE = 32 THEN 33554432
            ELSE 4194304
            END
    WHEN TS.PARTITIONS > 64 THEN 4194304
    WHEN TS.PARTITIONS > 32 THEN 1048576
    WHEN TS.PARTITIONS > 16 THEN 2097152
    WHEN TS.PARTITIONS > 0 THEN 4194304
    ELSE 2097152
    END
  WHEN 'I' THEN 2097152
  WHEN 'K' THEN 4194304
  WHEN 'L' THEN 4194304
  WHEN 'O' THEN 4194304
  WHEN 'P' THEN 4194304
  ELSE 2097152
  END
ELSE TS.DSSIZE
END
```

# Agenda

- What, exactly, does “deprecated” mean?
- Why should I care?
- How do I find them all?
- How do I “fix” them all?
- Questions and Answers



# How do I find them all?

**Now we start looking into the depths of Db2 internals!**

**Starting with Db2 10, IBM introduced a new chapter in the “What’s New?” book called “Deprecated function in Db2 nn” which contains this brief statement:**

Certain capabilities that Db2 nn for z/OS supports are *deprecated*, meaning that their use is discouraged. Although they are supported in Db2 nn, support is likely to be removed eventually.

Avoid creating new dependencies that rely on deprecated function, and develop plans to remove any dependencies on such function.

# How do I find them all?

**Did you all develop plans?**

**I bet you did!**

**However, the chapter is actually a very good starting point for looking for deprecated items. For example the very first item in the long, long list (seven pages!) is...**

# How do I find them all?

## Deprecated

### function

6-byte RBA and  
LRSN format for  
the BSDS

## Recommended

### alternative

Starting in DB2 11, convert the  
BSDS to use the extended  
10-byte RBA and LRSN formats.  
The BSDS conversion must be  
completed before migration  
to DB2 12.

## Support

### removed

Db2 12





# How do I find them all?

Thankfully, most of the other pages are ZPARM subsystem parameters that are changed during migration anyway or are never used and so have been simply removed.

But, apart from the six byte RBA, there were three others that are important:

Deprecated  
function

BRF

SIMPLE TS

SYNONYMS

Recommended  
alternative

Migrate to RRF

Migrate to PBG, SEGM, PBR

Migrate to ALIAS

Support  
removed

Db2 12

Db2 12 FL504

Db2 12 FL504  
for create



# How do I find them all?

Then along came Db2 11 which actually only added three things to the list of deprecated items:

Deprecated function	Recommended alternative	Support removed
HASH Tables	Drop hash	Db2 12 FL504
Non-UTS base tablespace	Migrate to PBG or PBR	Db2 12 FL504
SQL External Proc.	SQL Native	?



# How do I find them all?

Then came Db2 12 which actually only added one thing to the list of deprecated items:

Deprecated function	Recommended alternative	Support removed
UNICODE column	ALTER to real UNICODE	Db2 12 FL500



These were created before Db2 12 FL500 by using:

`colname VARCHAR(nn) CCSID 1208`

`colname VARGRAPHIC(nn) CCSID 1200`

Style DDL syntax.

Under the covers Db2 created both of these as VARBIN but it also doubled the internal length of the VARGRAPHIC column...

# How do I find them all?

**Why stop there? There are a few other bits of data that I find very interesting from my Db2 catalog:**

- **Empty databases**
- **Empty implicit databases**
- **Empty tablespaces**
- **Multi-table tablespaces**
- **How many tables in these multi-table tablespaces (DSMAX!)**
- **DBRMs still directly bound to PLANS**
- **DSSIZE 0 objects**



**So now, armed with a few SQLs, you can trawl through the Db2 Catalog and get a list of all the bad guys.**

**Following is just a list of all the queries you can use.**

# How do I find them all?

## Empty databases:

```
SELECT NAME
FROM SYSIBM.SYSDATABASE DB
WHERE NOT EXISTS (SELECT 1
                  FROM SYSIBM.SYSTABLESPACE TS
                  WHERE DB.NAME = TS.DBNAME)
AND NOT DB.NAME = 'DSNDB04'
AND NOT DB.NAME = 'DSNDB01'
AND NOT DB.NAME = 'DSNDB06'
AND NOT DB.TYPE = 'W'
ORDER BY 1
FOR FETCH ONLY
WITH UR ;
```





# How do I find them all?

## Empty tablespaces:

```
SELECT TS.DBNAME, TS.NAME
FROM SYSIBM.SYSTABLESPACE TS
     ,SYSIBM.SYSDATABASE   DB
WHERE   TS.NTABLES = 0
       AND TS.DBNAME = DB.NAME
       AND DB.TYPE   = ' '
       AND NOT DB.NAME = 'DSNDB01'
       AND NOT DB.NAME = 'DSNDB06'
ORDER BY 1 , 2
FOR FETCH ONLY
WITH UR ;
```

# How do I find them all?

## Hash-organized tablespaces:

```
SELECT TS.DBNAME, TS.NAME
       ,STRIP(TB.CREATOR) CONCAT '.' CONCAT STRIP(TB.NAME)
FROM SYSIBM.SYSTABLESPACE TS
     ,SYSIBM.SYSDATABASE DB
     ,SYSIBM.SYSTABLES TB
WHERE TS.DBNAME = DB.NAME
      AND DB.TYPE = ' '
      AND TS.ORGANIZATIONTYPE = 'H'
      AND TS.DBNAME = TB.DBNAME
      AND TS.NAME = TB.TSNAME
      AND NOT DB.NAME = 'DSNDB01'
      AND NOT DB.NAME = 'DSNDB06'
ORDER BY 1 , 2
FOR FETCH ONLY
WITH UR ;
```

# How do I find them all?

## Zero size DSSIZE or Large defined partitioned tablespaces:

```
SELECT SUBSTR(TS.DBNAME , 1 , 8) AS DBNAME
      , SUBSTR(TS.NAME , 1 , 8) AS NAME
      , TS.PARTITIONS
      , TS.DSSIZE
      , TS.TYPE
      , TS.SEGSIZE
FROM SYSIBM.SYSTABLESPACE TS
WHERE TS.PARTITIONS > 0
      AND (TS.DSSIZE = 0
          OR TS.TYPE = 'L')
      AND NOT TS.DBNAME = 'DSNDB01'
      AND NOT TS.DBNAME = 'DSNDB06'
ORDER BY 1 , 2
FOR FETCH ONLY
WITH UR ;
```

# How do I find them all?

## Classic index-based partitioning tables:

```
SELECT TS.DBNAME, TS.NAME
      , STRIP(TP.IXCREATOR) CONCAT '.' CONCAT STRIP(TP.IXNAME)
FROM SYSIBM.SYSTABLESPACE TS
     , SYSIBM.SYSTABLEPART TP
     , SYSIBM.SYSDATABASE DB
WHERE TS.DBNAME = DB.NAME
     AND DB.TYPE = ' '
     AND TS.SEGSIZE = 0
     AND TS.PARTITIONS > 0
     AND TS.TYPE IN (' ' , 'L')
     AND TS.DBNAME = TP.DBNAME
     AND TS.NAME = TP.TSNAME
     AND NOT TP.IXCREATOR = ''
     AND TP.PARTITION = 1
     AND NOT DB.NAME = 'DSNDB01'
     AND NOT DB.NAME = 'DSNDB06'
ORDER BY 1 , 2
FOR FETCH ONLY
WITH UR ;
```

# How do I find them all?

## Classic table-based partitioning tables:

```
SELECT TS.DBNAME
       , TS.NAME
FROM SYSIBM.SYSTABLESPACE TS
     , SYSIBM.SYSTABLEPART TP
     , SYSIBM.SYSDATABASE DB
WHERE TS.DBNAME = DB.NAME
      AND DB.TYPE = ' '
      AND TS.SEGSIZE = 0
      AND TS.PARTITIONS > 0
      AND TS.TYPE IN (' ' , 'L')
      AND TS.DBNAME = TP.DBNAME
      AND TS.NAME = TP.TSNAME
      AND TP.IXCREATOR = ' '
      AND TP.PARTITION = 1
      AND NOT DB.NAME = 'DSNDB01'
      AND NOT DB.NAME = 'DSNDB06'
ORDER BY 1 , 2
FOR FETCH ONLY
WITH UR ;
```

# How do I find them all?

## Segmented or simple tablespaces with one table:

```
SELECT TS.DBNAME
       , TS.NAME
FROM SYSIBM.SYSTABLESPACE TS
     , SYSIBM.SYSDATABASE  DB
WHERE   TS.DBNAME        = DB.NAME
       AND DB.TYPE       = ' '
       AND NOT DB.NAME   = 'DSNDB01'
       AND NOT DB.NAME   = 'DSNDB06'
       AND TS.PARTITIONS = 0
       AND TS.TYPE       = ' '
       AND TS.NTABLES   = 1
ORDER BY 1 , 2
FOR FETCH ONLY
WITH UR ;
```



# How do I find them all?

## How many tables in multi-table tablespaces:

```
SELECT TS.DBNAME
       , TS.NAME
       , SUM(TS.NTABLES)
FROM SYSIBM.SYSTABLESPACE TS
WHERE   TS.NTABLES > 1
       AND NOT TS.DBNAME = 'DSNDB01'
       AND NOT TS.DBNAME = 'DSNDB06'
GROUP BY TS.DBNAME, TS.NAME
ORDER BY 1 , 2
FOR FETCH ONLY
WITH UR ;
```

# How do I find them all?

## BRF table partitions:

```
SELECT TS.DBNAME
       , TS.NAME
       , TP.PARTITION
FROM SYSIBM.SYSTABLESPACE TS
     ,SYSIBM.SYSTABLEPART TP
WHERE NOT TS.DBNAME = 'DSNDB01'
      AND NOT TS.DBNAME = 'DSNDB06'
      AND TS.DBNAME = TP.DBNAME
      AND TS.NAME = TP.TSNAME
      AND NOT TS.TYPE = 'O'
      AND TP.FORMAT = ' '
ORDER BY 1 , 2 , 3
FOR FETCH ONLY
WITH UR ;
```

# How do I find them all?

## Six byte RBA table partitions:

```
SELECT TP.DBNAME
       , TP.TSNAME
       , TP.PARTITION
       , TP.RBA_FORMAT
FROM SYSIBM.SYSTABLEPART TP
     ,SYSIBM.SYSDATABASE DB
WHERE   TP.DBNAME      = DB.NAME
       AND DB.TYPE     = ' '
       AND NOT DB.NAME = 'DSNDB01'
       AND NOT DB.NAME = 'DSNDB06'
       AND (TP.RBA_FORMAT = ' '
           OR TP.RBA_FORMAT = 'B')
ORDER BY 1 , 2 , 3
FOR FETCH ONLY
WITH UR ;
```

**Partition is 0 for TS objects.**

# How do I find them all?

## Six byte RBA index partitions:

```
SELECT STRIP(IP.IXCREATOR) CONCAT '.' CONCAT STRIP(IP.IXNAME)
       , IP.PARTITION
       , IP.RBA_FORMAT
FROM SYSIBM.SYSINDEXPART IP
     ,SYSIBM.SYSINDEXES IX
WHERE IX.CREATOR      = IP.IXCREATOR
      AND IX.NAME     = IP.IXNAME
      AND NOT IX.DBID IN (1 , 6)
      AND (IP.RBA_FORMAT = ' '
           OR IP.RBA_FORMAT = 'B')
ORDER BY 1 , 2 , 3
FOR FETCH ONLY
WITH UR ;
```

**Partition is 0 for IX objects.**

# How do I find them all?

## Non-SMS VOLUME usage:

```
SELECT STRIP (VO.SGNAME)
       , STRIP (VO.VOLID)
FROM SYSIBM.SYSVOLUMES VO
WHERE NOT VO.VOLID = '*'
ORDER BY 1 , 2
FOR FETCH ONLY
WITH UR ;
```

**Not actually deprecated but why would you be using specific VOLIDs these days?**

**The use of VOLUMES in CREATE STOGROUP was made optional way back in DB2 V9**

# How do I find them all?

## Synonyms:

```
SELECT STRIP(SY.CREATOR)    CONCAT '.' CONCAT STRIP(SY.NAME)  
      , STRIP(SY.TBCREATOR) CONCAT '.' CONCAT STRIP(SY.TBNAME)  
FROM SYSIBM.SYSSYNONYMS SY  
ORDER BY 1  
FOR FETCH ONLY  
WITH UR ;
```





# How do I find them all?

## Unicode columns:

```
SELECT STRIP(CO.TBCREATOR) CONCAT '.' CONCAT STRIP(CO.TBNAME)
      , STRIP(CO.NAME)
      , CO.LENGTH
      , CO.CCSID
FROM SYSIBM.SYSCOLUMNS CO
WHERE CO.CCSID IN ( 1200 , 1208 )
      AND CO.COLTYPE = 'VARBIN'
ORDER BY 1 , 2
FOR FETCH ONLY
WITH UR ;
```



# How do I find them all?

## SQL External Procedures:

```
SELECT STRIP(RO.SCHEMA) CONCAT '.' CONCAT  
       STRIP(RO.NAME)  
       ,STRIP(RO.SPECIFICNAME)  
FROM SYSIBM.SYSROUTINES RO  
WHERE RO.ROUTINETYPE    = 'P'  
       AND RO.ORIGIN     = 'E'  
       AND RO.FUNCTION_TYPE = ' '  
       AND RO.LANGUAGE   = 'SQL'  
FOR FETCH ONLY  
WITH UR ;
```



# How do I find them all?

## DBRMs directly bound to PLANs:

```
SELECT PLNAME, NAME  
FROM SYSIBM.SYSDBRM  
ORDER BY 1 , 2  
FOR FETCH ONLY  
WITH UR ;
```



# How do I find them all?

**Why were the DSNDB01 (DBID = 1) and DSNDB06 (DBID = 6) excluded in all of the queries you may well ask?**

**Because the Db2 Directory and Catalog still contains:**

**Simple spaces**

**Multi-table spaces**

**Six byte RBA DEFINE NO table partitions**



**Now it could be a coincidence but only eight weeks after the freeware software that this presentation is based on ([www.segus.com](http://www.segus.com)) was first delivered to test customers, IBM developed a fix for some of these deprecated items! Check out:**

**PH31798: ADD NEW DB2 12 TABLE SPACES TO THE DSNTIJCVCV JOB**

# Agenda

- What, exactly, does “deprecated” mean?
- Why should I care?
- How do I find them all?
- How do I “fix” them all?
- Questions and Answers



# How do I fix them all?

## Caveat Emptor!

Doing these fixes will “fix” the deprecated items but it will invalidate any and all of your packages that refer to them!

If objects are dropped then any GRANTS will also be lost!

Remember to gather all GRANTS before you begin!





# How do I fix them all?

## Empty databases:

**Fix:** `DROP DATABASE xxxxxxxx ;`

## Empty tablespaces:

**Fix:** `DROP TABLESPACE xxxxxxxx.yyyyyyyy ;`

## Hash-organized tablespaces:

**Fix:** `ALTER TABLE xxxxxxxx.yyyyyyyy DROP ORGANIZATION ;`

**Then possibly create a new index for normal access as the Hash Index is automatically dropped by using this command.**

# How do I fix them all?

## Classic index-based partitioning tables:

**Two-stage fix:** ALTER INDEX aaa.bbb NOT CLUSTER ;  
ALTER INDEX aaa.bbb CLUSTER ;

## Now you have table-based so now just the flip to UTS PBR:

```
ALTER TABLESPACE ddd.eee SEGSIZE 64 ;
```

## Classic table-based partitioning tables or zero DSSIZE:

**Fix:** ALTER TABLESPACE ddd.eee SEGSIZE 64 ;

## Segmented or simple tablespaces with single tables:

**Fix:** ALTER TABLESPACE ddd.eee MAXPARTITIONS 1 ;

**For multi-table tablespaces you must go to Db2 12 FL508.**

# How do I fix them all?

**The never ending saga of PBR Conversion...**

**We all know that the transition from PBR UTS to PBR RPN UTS is painful...**

**You must do a TS level reorg but with COPY TEMPLATES at the TP level**

**Most peoples PBRs are pretty big and if you have 4096 partitions and attempt to put these to TAPE you will have trouble!**

**In January 2017 a problem was opened:**

**PI75518: REORG PARTLEVEL WITH INLINE IMAGE COPY ON TAPE USES TOO MANY TAPE DRIVES**

**As of 26<sup>th</sup> May 2021 it is still OPEN...**

# How do I fix them all?

**The never ending saga of PBR Conversion...**

**We all know that the transition from PBR UTS to PBR RPN UTS is painful...**

**You must do a TS level reorg but with COPY TEMPLATES at the TP level**

**Most peoples PBRs are pretty big and if you have 4096 partitions and attempt to put these to TAPE you will have trouble!**

**In January 2017 a problem was opened:**

**PI75518: REORG PARTLEVEL WITH INLINE IMAGE COPY ON TAPE USES TOO MANY TAPE DRIVES**

~~**As of 26<sup>th</sup> May 2021 it is still OPEN...**~~

**It is CLOSED as of 2021-06-18 !!! Hurrah!!!**

# How do I fix them all?

## BRF table partitions:

**Fix:** REORG

## Six byte RBA index or table partitions:

**Fix:** REORG

**For DEFINE NO objects only a DROP and a CREATE will “fix” the problem – However watch out for any dependencies as even DEFINE NO can be referred to by SQL of course!**

## STOGROUP with non-SMS VOLID:

**Fix:** ALTER STOGROUP xxx REMOVE VOLUMES ('yyy') ;

# How do I fix them all?

## Deprecated work files?

As you have seen workfiles are deliberately excluded from this discussion as their usage is a bit “unclear” ...

- If your workfile tablespace is segmented and non-UTS and with zero as a SECQTY it will be used for CTTs, Large Sorts, Materializing Views etc. which can span more than one tablespace
- If your workfile tablespace is a PBG with or without a SECQTY it will be used for DGTTs, Scrollable cursors and SQL MERGE operations where the data cannot span more than one tablespace

**You normally need both!**

**Then a few ZPARMs rear their ugly heads...**



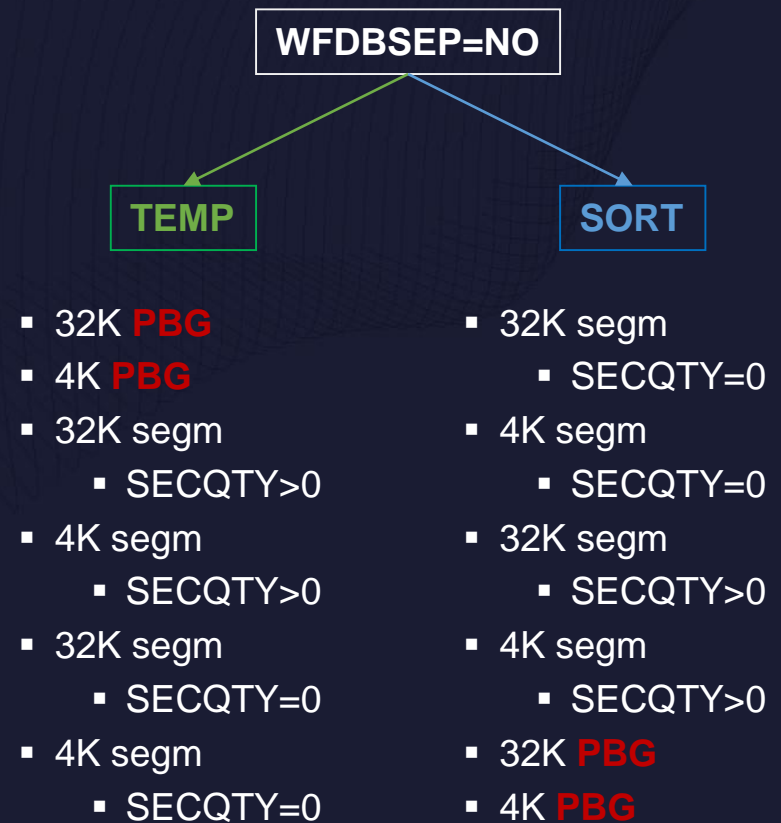
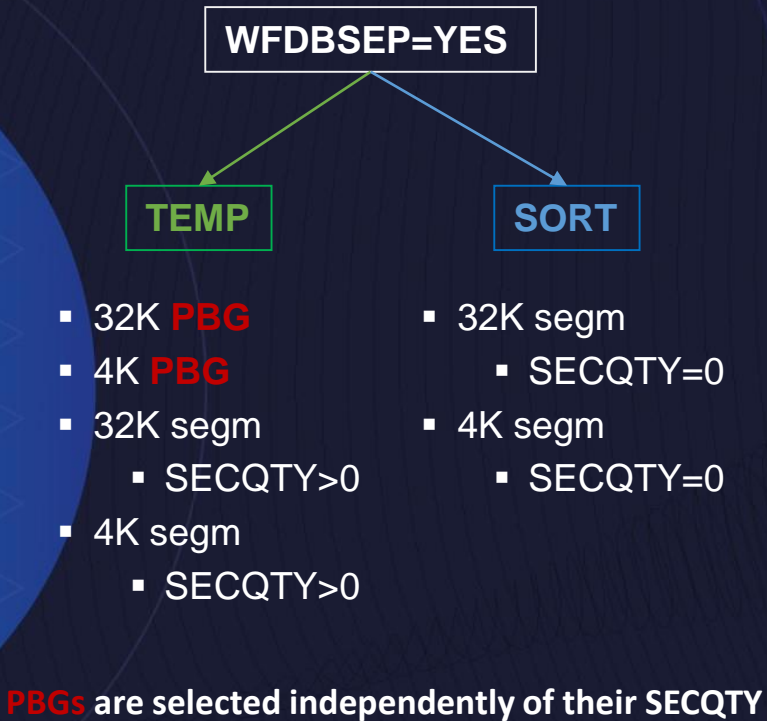
# How do I fix them all?

**WFDBSEP** default is NO. If set to YES Db2 will, for DGTT usage etc., allocate to PBG or Segmented with non zero secqty. If non-workfile usage is required it will attempt to allocate to segmented non-UTS with zero SECQTY. If either of these selections fails -904 is returned. If set to NO it will still attempt the “preferred space” but if none are available it will fail over to another type of workfile tablespace.

**MAXTEMPS** default is zero. You can put in here a number of MB or GB that is the limit an agent can allocate. This is quite handy for stopping run-away cartesian join style transactions.

**WFSTGUSE\_AGENT\_THRESHOLD** default is zero. It can send an alert when nn% of all workfiles are in use by a single agent. You could set this to, say, 30 and monitor the xxxxMSTR to see who is hogging the workfile space and take corrective actions.

# Selection order: PBG and WFDBSEP



Thanks to Peter Hartmann for the use of this graphic.

# How do I fix them all?

## UNICODE columns:

### For CCSID 1208 you do this fix:

```
ALTER TABLE aaa.bbb  
  ALTER COLUMN ccc  
    SET DATA TYPE VARCHAR(11)  
;
```

### For CCSID 1200 you do this fix:

```
ALTER TABLE aaa.bbb  
  ALTER COLUMN ccc  
    SET DATA TYPE VARGRAPHIC(11/2)  
;
```

**Where 11 is the LENGTH from SYSIBM.SYSCOLUMNS.**

# How do I fix them all?

## SYNONYMS (1|6):

These are “tricky” and you must take a multi-modal approach. Start with dependency checks on the **SYNONYM** to actually see if it might cause problems by the **DROP**:

```
SELECT BCOLNAME
, BOWNER
, DSCHEMA
, DNAME
, DCOLNAME
, CASE DTYPE
WHEN 'B' THEN 'Basic Trigger'
WHEN 'C' THEN 'Generated Column'
WHEN 'F' THEN 'Function'
WHEN 'I' THEN 'Index'
WHEN 'M' THEN 'Materialized Query table'
WHEN 'O' THEN 'Procedure'
```

# How do I fix them all?

## SYNONYMS (2|6):

```
      WHEN 'O' THEN 'Procedure'
      WHEN 'V' THEN 'View'
      WHEN 'X' THEN 'Row Permission'
      WHEN 'Y' THEN 'Column Mask'
      WHEN '1' THEN 'Advanced Trigger'
      ELSE      'Unknown'
      END
, DOWNER
FROM SYSIBM.SYSDEPENDENCIES
WHERE BSHEMA = 'Synonym Schema'
      AND BNAME = 'Synonym Name'
      AND BTYPE = 'S'
ORDER BY 1 , 2 , 3 , 5 , 6 , 7
FOR FETCH ONLY
WITH UR ;
```

# How do I fix them all?

## SYNONYMS (3|6):

The output shows you any extra work you might have to do! Like DROPPing any dependent FUNCTIONS, VIEWS or MQTs etc. Then you run another SQL to check out any package dependencies:

```
SELECT DCOLLID
       , DNAME
       , HEX(DCONTOKEN)
       , CASE DTYPE
          WHEN 'F' THEN 'Compiled SQL scalar function'
          WHEN 'N' THEN 'Native SQL routine package'
          WHEN 'O' THEN 'Original copy of a package'
          WHEN 'P' THEN 'Previous copy of a package'
          WHEN 'R' THEN 'Reserved for IBM use'
          WHEN 'T' THEN 'Basic Trigger'
```



# How do I fix them all?

## SYNONYMS (4|6):

```
        WHEN ' ' THEN 'Not a Trigger or native SQL package'
        WHEN '1' THEN 'Advanced Trigger'
        ELSE      'Unknown'
        END
    , DOWNER
FROM SYSIBM.SYSPACKDEP
WHERE BQUALIFIER = 'Synonym Schema'
      AND BNAME   = 'Synonym Name'
      AND BTYPE   = 'S'
ORDER BY 1 , 2
FOR FETCH ONLY
WITH UR ;
```

**This output shows you a list of packages that will require at least a REBIND after your have got rid of the SYNONYM.**

# How do I fix them all?

## SYNONYMS (5|6):

Then, finally, comes the fix:

Generate a set of SPUFI DDL statements:

```
SET CURRENT SQLID = 'Synonym schema' ;  
DROP SYNONYM 'Synonym name' ;  
COMMIT ;  
CREATE ALIAS 'Synonym schema'.'Synonym name'  
  FOR 'Table creator'.'Table name' ;  
COMMIT ;
```

**GRANTS do not have to be checked for SYNONYMS as GRANTS are recorded in the catalog against the underlying TABLEs which have not been dropped.**

**Once this is done then recreate all of the dependent objects that had to be dropped and all of their GRANTS and any of their dependencies as well.**

# How do I fix them all?

## SYNONYMS (6|6):

So what is the difference between a **SYNONYM** and an **ALIAS** anyway?

Characteristic	Synonyms (deprecated)	Aliases
Can be created in application compatibility V12R1M504 and higher?	No	Yes
Requires authorization to create?	No	Yes
Can be defined on objects not at the current server?	No	Yes
Can be defined on the name of an object that does not yet exist?	No	Yes, but it must exist when used
Is dropped when referenced objects are dropped?	Yes	No
Uses a qualified object name for the object?	No, one-part name	Yes
Can be referenced or used by users other than the object owner?	No	Yes

# How do I fix them all?

**DBRMs bound directly to PLANS:**

**Unbelievable but still possible, thankfully a (relatively) simple fix:**

**REBIND PLAN(xxx) COLLID(\*)**

**Make sure you check for duplicate DBRM usage and check all Access Plans!**

# How do I fix them all?

**Procedure – External SQL (1|2):**

**First get/extract CREATE PROCEDURE and GRANT DDL**

**DROP Procedure**

**Change CREATE Procedure syntax by removing keywords:**

- **FENCED**
- **EXTERNAL**

**If the WLM ENVIRONMENT keyword is there either remove it as well or add FOR  
DEBUG MODE**

# How do I fix them all?

## Procedure – External SQL (2|2):

Check the Procedure code for any use of unqualified names that refer to Columns, SQL Variables or Parameters:

- In an EXTERNAL SQL Procedure Db2 first matches Variables or Parameters and then Columns
- In a NATIVE SQL Procedure Db2 first matches Columns and then Variables or Parameters

CREATE Procedure

GRANT permissions

Possibly adjust any TIME=nnn parameters in the JCL as EXTERNAL were charged to WLM whereas NATIVE is charged to the user



# Agenda

- What, exactly, does “deprecated” mean?
- Why should I care?
- How do I find them all?
- How do I “fix” them all?
- Questions and Answers

# IDUG *VIRTUAL*

2021 EMEA **Db2** Tech Conference

Speaker: Roy Boxwell

Company: Software Engineering GmbH

Email Address: [r.boxwell@seg.de](mailto:r.boxwell@seg.de)



Please fill out your session evaluation!